



# DAVENPORT

POLICE DEPARTMENT



## 2019 Annual Report



Davenport Police Department  
416 N Harrison St  
Davenport, Iowa 52801

563-326-7979  
[police.info@davenportiowa.com](mailto:police.info@davenportiowa.com)  
[www.davenportiowa.com/police](http://www.davenportiowa.com/police)



# MISSION STATEMENT & PHILOSOPHY

---

The mission of the Davenport Police Department is to protect and care for the well-being of our community while providing excellence in police service. The Davenport Police Department is committed to the values of integrity, fairness, competency and professionalism through positive and meaningful police-citizen interactions and partnerships; these interactions and partnerships preserve the peace and safety of the community, making Davenport a desirable place to live.

As members of the Davenport Police Department, we are dedicated to serving and protecting the quality and dignity of life in our community. We recognize the importance of each member of the Department and treat others with respect. We believe the character of our Department is best reflected in the professional service we provide to our community through our shared values and commitment to:

## **INTEGRITY**

We are committed to obeying the law and respecting the human dignity of all people. We are committed to honesty and ethical behavior. We accept individual responsibility and accountability for our actions and our decisions.

## **FAIRNESS**

We are committed to protecting the rights of all people. We believe all people deserve impartial service from our Department. We are committed to fairness, respect, and compassion in our interactions with people we serve.

## **COMPETENCY**

We are committed to excellence in our skills, knowledge, and ability in the community we serve. We teach, coach, mentor, and empower our members through proper training and continued development.

## **PROFESSIONALISM**

We are committed to building and maintaining public confidence. Our commitment to professionalism reflects our core values, which ensure we merit the support and trust of our community.

## **COMMUNITY PARTNERSHIPS**

We are committed to working in partnership with our community to improve quality of life, to identify problems, and to develop innovative solutions to promote a safe environment.

# MESSAGE FROM THE CHIEF



---

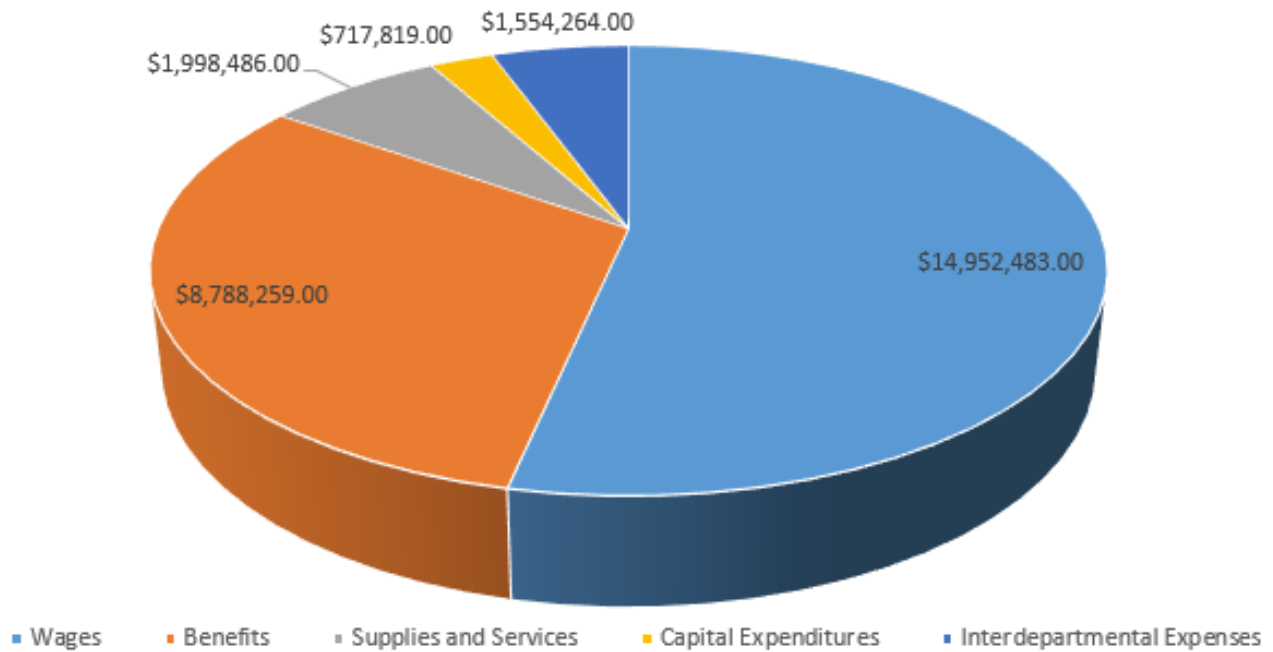
Paul M.  
Sikorski

CHIEF

In 2019, the men and women of the Davenport Police Department continued our mission of protecting and serving our community with professionalism and a commitment to excellence in service. We understand and embrace our role in making Davenport a safe and welcoming community. We realize there are many factors that contribute to Davenport's success in this endeavor including our very talented and committed employees, strong support from our Mayor, council and collaborative government and community partners. We know that in order to accomplish our mission, we must have the confidence, support and trust of people who visit, live and work in our city. In 2019 we continued our investment in our community, crime analytics, youth engagement and staffing effectiveness strategies as well as technology. Davenport's index crime rate dropped, in 2019, by 18% to include a decrease in violent crime of 3% and property crimes by 19%. I am extremely proud of our department's accomplishments in 2019 and look forward to facing new challenges in 2020.

# STAFFING & BUDGET

Davenport Police Department Fiscal Year 2019 Operating Budget



	Authorized	Actual
Chief	1	1
Assistant Chief	1	1
Captains	3	3
Lieutenants	9	9
Sergeants	26	26
Corporals	26	26
Police Privates	101	101
<b>Total Sworn</b>	<b>167</b>	<b>167</b>
<b>Full-Time Non-Sworn</b>	<b>23</b>	<b>23</b>
Full-Time Personnel	190	190
Adult Crossing Guards	25	20
<b>Total Personnel</b>	<b>215</b>	<b>210</b>

The FY 2019 budget reflects an overall increase of 5.8% for the continued funding of the Police Department's core services. Not noted here is the funding for Capital Improvement Programs which provide necessary infrastructure and equipment to the Davenport Police Department. The overall operating budget is \$28,011,311.

# USE OF FORCE REPORT

In 2019 the Davenport Police Department continued to utilize an electronic administrative use of force critique process for all “reportable force” used by employees. Reportable force is defined in departmental policy and is reviewed annually with all sworn officers via in-service training sessions.

Department policy requires supervisor notification, by an employee, when reportable force is used. Upon notification, an employee’s supervisor is responsible for completing an administrative critique. This process includes information gathering by the supervisor, from the employee, and includes a review of audiovisual equipment in use during the incident. The administrative critique, authored by the employee’s supervisor, is completed electronically via the employee Intranet website. When the critique is submitted, the completed document generates an e-mail notifying the employee’s commander, three division commanders, the Internal Affairs Lieutenant, the Training Lieutenant, the Assistant Chief of Police and the Chief of Police. The e-mail notification contains a copy of the administrative critique including a brief summary of the incident.

The supervisor’s commander is the second layer in the review process. Upon review, the commander has the ability and authority to approve, deny or request further review of the use of force by the Training Lieutenant and/or the Internal Affairs Lieutenant.

As part of the Use of Force Administrative Critique and the Employee Early Identification System (EIS), any employee who accumulates three or more reportable force incidents in a ninety day period is identified in the system. An e-mail notification is generated and sent to the Internal Affairs and Training Lieutenants. Each incident is thoroughly reviewed by the Training Lieutenant and a quarterly report of the findings is forwarded to the Chief, Division Commanders, and the Internal Affairs Lieutenant.

During 2019, a total of 53 officers reached the ninety day / three-incident threshold with a yearly total of 421 incidents (Average of 7.9 incidents/officer). Of those incidents, five were identified for follow-up training for the involved officers based on officer safety and composure issues. Overall, administrative critiques were completed for 460 incidents during 2019. Within those 460 incidences, a total of 902 force options were used.

To better understand these numbers, here is an example: Two officers respond to a call for service. Encountering a combative subject, both officers attempt empty hand control. Unable to control the subject with empty hand techniques, one officer utilizes pepper spray while the other displays his/her Taser but doesn’t fire. For tracking purposes this amounts to one incident, two officers, with a total of four force options (empty hand control x 2, pepper spray x 1, and Taser display x 1).

# USE OF FORCE REPORT

## **Total Police/Citizen Contacts:**

In 2019 Davenport Police employees used reportable force in 460 of 107,242 dispatched calls for service (0.43%). By comparison, in 2018 Davenport Police employees used force in 382 of 101,051 dispatched calls for service (0.38%). This amounts to a .05% increase from 2018 to 2019. The most recent national data regarding the percentage of police-citizen contacts resulting in the threatened or actual use of force is from 2002 (1.5%), 2005 (1.6%), 2008 (1.4%) and 2015 (2.0%). (USDOJ/BJS Contacts between Police and the Public, Oct 2018).

One must keep in mind that these DPD numbers are based solely on dispatched calls for service, any of which could result in contact with several individuals where the potential for the use-of-force exists. Add to this the number of random, inadvertent citizen contacts during the course of an average work day, and the true police/citizen use-of-force percentage drops significantly lower than the already low number using calls for service as a baseline.

## **Arrests and Citations:**

In 2019 Davenport Police employees used force in 460 of 14,983 incidents that resulted in a custody arrest or a citation being issued (3.0%). By comparison, in 2018 Davenport Police employees used force in 358 of 15,904 incidents where an arrest was made or citation issued (2.2%). This amounts to a 0.8% increase from 2018 to 2019.

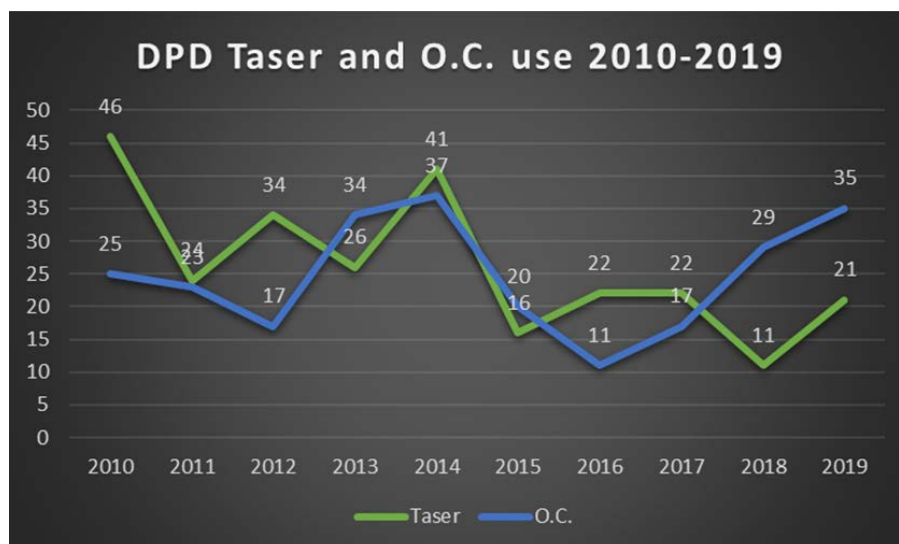
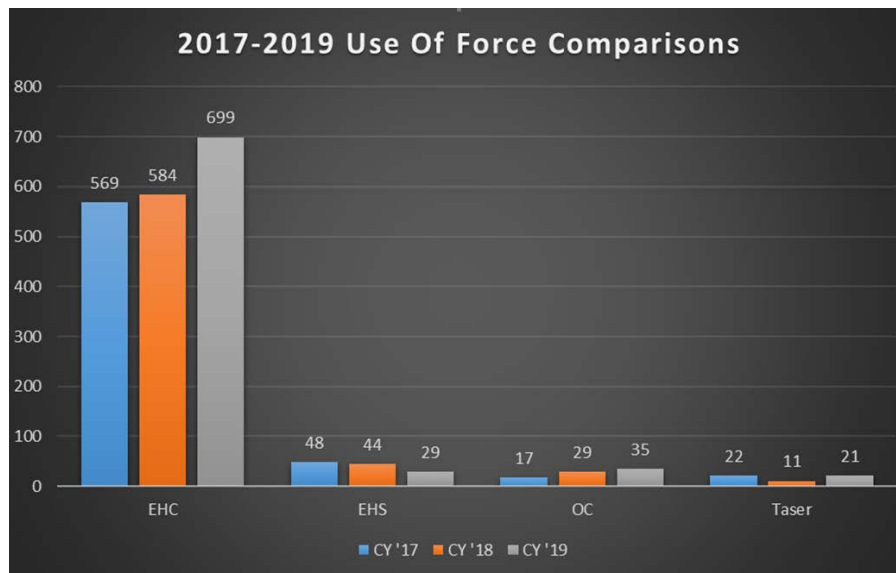
- Custody arrests were made in 421 of 460 use-of-force incidents in 2019 (91.5%).
- Disturbance calls were by far the highest call class resulting in force being used by officers (200 of 460, or 43.5%...up 1.5% from 2018).
- 442 incidents were captured on video (in-car and/or body-worn camera) or 96.1%.
- Officers indicated subjects were under the influence of drugs and/or alcohol in 182 of 460 use-of-force incidents (39.6%).
- Officers indicated mental illness as a factor in 33 of 460 incidents (7.2%) and were uncertain in 159 others (34.6%).
- Highest represented age group for offenders was 31-40 years of age (28.7%). 71.3% were between 16 and 40
- Involved subjects were predominantly male at 70.7% (325 of 460).
- Approximately 43.7% of involved subjects were white (201), 52.4% black (241), and 3.3% Hispanic (15).
- Force was used against officers in 92.7% of all incidents requiring force.
- Average number of officers involved per incident < 2 (1.70).

# USE OF FORCE REPORT

## Patterns:

The graph below shows a comparison of the most common use-of-force options used by the Davenport Police Department from 2017-2019.

Empty hand control techniques, as opposed to less-lethal alternatives or deadly force, is by far the most common method for attempting to control non-compliant subjects. Empty hand control was attempted in 74.9% of all incidents involving the use of force by Davenport Police Officers from 2017-2019.



**Taser and Pepper Spray Use:** Below is a line graph depicting Taser and O.C. use by the Davenport Police Department for the previous 10 years.

# USE OF FORCE REPORT

Type of Force	2016	2017	2018	2019
<i>Number of reported use-of-force incidents (total)</i>	343	370	382	460
Empty hand control	532	568	584	699
Empty hand strikes	46	48	44	29
Impact weapon display	0	1	0	1
Impact weapon use	0	2	1	2
OC display	2	7	9	11
OC use	11	17	29	35
Taser display	18	17	17	12
Taser use	22	22	11	21
FN303 display	0	1	0	0
FN303 use	0	1	0	0
K9 deployment	11	4	1	5
Deadly force display	7	12	12	14
Deadly force	2	1	1	3
Improvised weapons	4	5	2	0
Chemical munitions	5	0	0	1
40mm launcher display	1	2	0	0
40mm launcher use	2	2	2	0
Hobble leg restraint	27	45	36	46
Tire deflation device		9	2	7
K9 bite	0	0	0	1
WRAP restraint	NA	33	23	15
Total force options used	694	797	774	902



# INTERNAL AFFAIRS

The Davenport Police Department recognizes the importance of maintaining proper professional conduct and being accountable to the citizens we serve. The Department assigns one command-level officer as the Internal Affairs Officer. That Officer is a member of the Administration Division and answers directly to the Chief of Police and Assistant Chief of Police. The Internal Affairs Officer is responsible for investigating allegations of improper conduct by any employee of the Davenport Police Department. It is the policy of the Davenport Police Department to thoroughly investigate any allegation of wrong-doing by any Department employee, while protecting the rights of the accused employee.

Complaints can be submitted in person, by telephone, by e-mail, or by mail. A printable Citizen Complaint Report is available on the Police Department's website.

In 2019, 86 complaints were received that resulted in 83 investigations tracked through the Internal Affairs Office. The remaining three were resolved by the IA Office or Senior Command Staff without the need for a formal investigation. The 83 Internal Affairs investigations resulted in 90 alleged policy violations. Of the 90 alleged violations, 36 were sustained, nine were not-sustained, 13 were exonerated, 22 were unfounded, six were unsubstantiated, and four have no disposition.

Of the 83 complaints received that were investigated by the Office of Internal Affairs, 44 were made by private citizens with the remaining 39 being initiated from within the Department.

As stated above, the Department received four inquiries or concerns that were not assigned as Internal Affairs Investigations. These complaints (No-Numbered Complaints) were investigated at the shift/bureau/unit level or the Office of Internal Affairs and resolved without the need for a formal Internal Affairs investigation. During the review process, an explanation was provided to the complainant and no further action was deemed necessary by the Internal Affairs Office.

Numbered Complaints	
Complainant Demographics	Total
Black Male	9
Black Female	12
White Male	6
White Female	12
Asian Male	1
Hispanic Male	0
Hispanic Female	3
Unknown	1
<b>Total:</b>	<b>44</b>

No-Numbered Complaints	
Complainant Demographics	Total
Black Male	1
Black Female	0
White Male	1
White Female	1
Asian Male	0
Hispanic Male	0
Hispanic Female	0
Unknown	0
<b>Total:</b>	<b>3</b>

# UNIFORM CRIME REPORT

The Uniform Crime Reporting Program is a voluntary city, university and college, county, state, tribal, and federal law enforcement program that provides a nationwide view of crime based on the submission of statistics by law enforcement agencies throughout the country.

## NATIONAL INCIDENT BASED REPORTING SYSTEM

The National Incident Based Reporting System (NIBRS) is an incident-based reporting system used by U.S. law enforcement agencies to report data relating to crimes. Agencies collect offense information on crimes known as ‘Group A’ offenses. ‘Group A’ offenses are serious crimes by nature and/or volume. A variety of data is collected about each crime incident including information such as: the nature of the offense, types of offenses in the incident, characteristics of the victim and offender, types and value of property stolen and recovered, and characteristics of persons arrested in connection with a crime incident. Such incident-based data provide a large and useful amount of information about crime.

## STATE REPORTING & CRIME INDEX

In the National Incident Based Reporting System, agencies collect offense information on crimes known as Group A offenses. In UCR, the summary reporting system, agencies collect offense information on eight crimes known as Part I offenses. Part I offenses are serious crimes by nature and/or volume. These include: murder and non-negligent manslaughter, forcible rape, robbery, aggravated assault, burglary, larceny-theft, motor vehicle theft and arson. A variety of data is collected about each crime incident including information such as: the nature of the offense, types of offenses in the incident, characteristics of the victim and offender, types and value of property stolen and recovered, and characteristics of persons arrested in connection with a crime incident. Such incident-based data provide a large and useful amount of information about crime.




The below chart illustrates the crime index in a 5 year trend.

**CRIME INDEX 5 YEAR TREND**

Occurrence Type	2015	% Change	2016	% Change	2017	% Change	2018	% Change	2019	% Change
Homicide	7	40.0%	6	-14.3%	12	100.0%	6	-50.0%	2	-66.7%
Rape	73	2.8%	51	-30.1%	51	0.0%	50	-2.0%	61	22.0%
Robbery	181	-1.1%	162	-10.5%	206	27.2%	162	-21.4%	130	-19.8%
Aggravated Assault	378	13.2%	411	8.7%	372	-9.5%	333	-10.5%	340	2.1%
<b>Violent Crime Total</b>	<b>639</b>	<b>7.8%</b>	<b>630</b>	<b>-1.4%</b>	<b>641</b>	<b>1.7%</b>	<b>551</b>	<b>-14.0%</b>	<b>533</b>	<b>-3.3%</b>
Burglary	971	3.4%	1116	14.9%	1090	-2.3%	970	-11.0%	712	-26.6%
Larceny	3466	5.3%	3632	4.8%	3834	5.6%	3508	-8.5%	2960	-15.6%
Vehicle Theft	384	41.7%	426	10.9%	575	35.0%	555	-3.5%	362	-34.8%
Arson	14	-30.0%	10	-28.6%	22	120.0%	14	-36.4%	17	21.4%
<b>Property Crime Total</b>	<b>4835</b>	<b>6.9%</b>	<b>5184</b>	<b>7.2%</b>	<b>5521</b>	<b>6.5%</b>	<b>5047</b>	<b>-8.6%</b>	<b>4051</b>	<b>-19.7%</b>
<b>Crime Index</b>	<b>5474</b>	<b>7.0%</b>	<b>5814</b>	<b>6.2%</b>	<b>6162</b>	<b>6.0%</b>	<b>5598</b>	<b>-9.2%</b>	<b>4584</b>	<b>-18.1%</b>

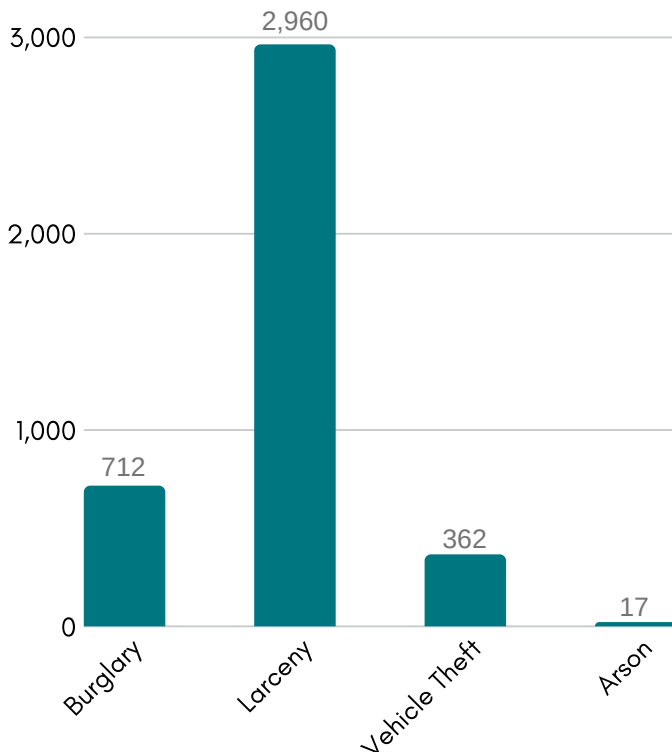
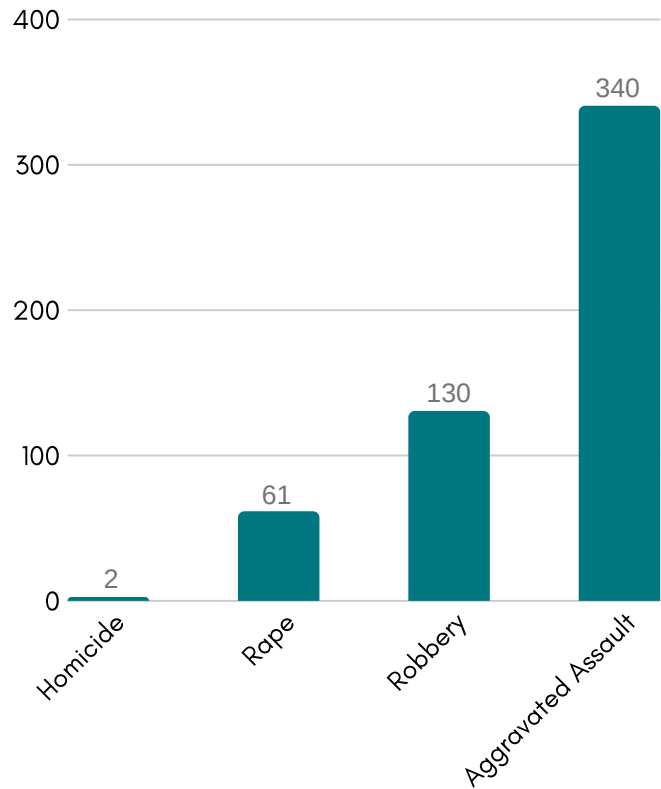
**Note:** The information in this report captures crimes made known to the Davenport Police Department in 2019. Every measure is taken to ensure accurate data and reporting, including an internal review process and ongoing training of personnel. The Davenport Police Department continues to work diligently to ensure that the most accurate crime information possible is being reported. Please note that numbers for any specific category may change over time due to routine records entry and editing. When errors do occur, preventive measures are used to ensure the error is corrected.



# CRIME INDEX

## VIOLENT CRIME INDEX

Violent Crime is composed of four offenses: homicide and non-negligent manslaughter, forcible rape, robbery, and aggravated assault. Violent crimes involve force or threat of force. Violent Crimes are reported per victim; however, for comparison purposes, offenses in this category were counted once, even in cases of multiple victims.



## PROPERTY CRIME INDEX

Property Crime is composed of four offenses: burglary, larceny-theft, motor vehicle theft and arson. The object of the theft-type offenses is the taking of money or property; however, there is no force or threat of force against the victim. The property crime category includes arson because the offense involves the destruction of property; however, arson victims may be subject to force.

# PUBLIC SAFETY PARTNERSHIP

In July of 2019, The Davenport Police Department entered into the U.S. Department of Justice National Public Safety Partnership (PSP). The program, a three-year commitment that provides intensive training and technical assistance, aimed at curbing gun crime in Davenport. Davenport was one of ten communities selected as PSP sites in 2019.

The PSP provides an innovative framework for DOJ to enhance its support of state, tribal, and local law enforcement officers and prosecutors in the investigation, prosecution, and deterrence of violent crime, especially crime related to gun violence, gangs, and drug trafficking. This approach serves as a platform for DOJ to directly engage with cities to identify and prioritize resources that will help local communities address their violent crime crises.

PSP serves as a DOJ-wide program that enables cities to consult with and receive coordinated training and technical assistance and an array of resources from DOJ to enhance local violence reduction strategies. This model enables DOJ to provide American cities of different sizes and diverse needs with data-driven, evidence-based strategies tailored to the unique local needs of participating cities to address serious violent crime challenges tailored to their unique local needs.



# NIBIN INITIATIVE & GUN INVESTIGATION UNIT

At the beginning of 2019 the City of Davenport purchased IBIS, Integrated Ballistic Identification System, connecting Davenport with NIBIN (National Integrated Ballistic Information Network) technology and initiated collaboration with Law Enforcement Agencies from a bi-state region (Iowa & Illinois), introducing the Quad Cities NIBIN Initiative to enhance gun violence reduction efforts within Davenport and the Quad Cities. The NIBIN system was operational and produced the site's first lead in June of 2019, reducing the ballistic forensic testing time from an average of six months (State Lab processing time), to within days of the data acquisition and submissions with the in-house technology.

Through a strong partnership with the Bureau of Alcohol, Tobacco, Firearms, and Explosives (ATF), the Davenport site was added to the NIBIN National Correlation and Training Center (NNCTC) in August. Working towards a Crime Gun Intelligence Center (CGIC) concept, Davenport Police devoted resources to establish a Gun Investigation Unit (GIU), within the Criminal Investigations Division, to vigorously investigate all gun related incidents, targeting our most violent offenders within the community and established procedures and protocols based on ATF committed practices for NIBIN site operations. In October, Davenport onboarded their first partner agency (Rock Island, Illinois Police Department) to expand NIBIN capacity to cover 56% of the Quad City Metro area.



# LICENSE PLATE READER PROGRAM

The City of Davenport invested in two license plate readers (LPR) in 2019. The LPR's are affixed to marked squad cars assigned to the Patrol Division. This automated system runs license plates against a know list such as stolen vehicles and warrants alerting Officers once a hit is received, so enforcement action can be taken in a timely manner.

In addition to enforcement, the data collected can be used by investigators to follow up on a variety of cases. The LPR's are one of many technologies available to help law enforcement be more efficient and safer in the work they do for our community.





# PATROL DIVISION

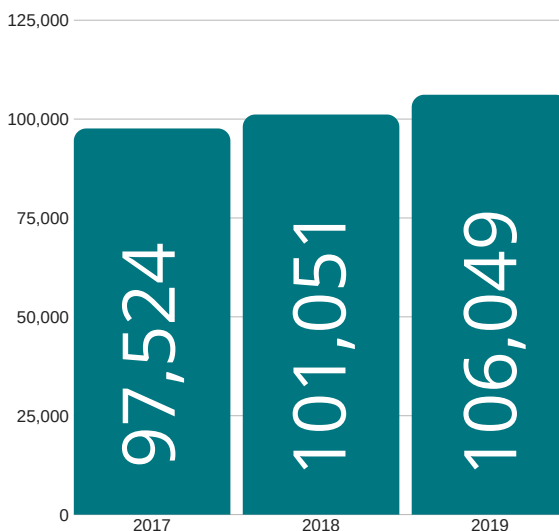
The Patrol Division, the backbone of the Police Department, is the largest Division within the Davenport Police Department. The Patrol Division is under the command of a Captain and is comprised of the majority of the uniformed officers working in the City.

The Patrol Division consists of three patrol shifts and a Traffic Safety Unit, each commanded by a lieutenant. Each patrol shift has five supervisors (sergeants) and is staffed by a total of 65 police officers and corporals. Officers patrol in eight hour shifts, 24 hours a day, seven days a week.

Officers are assigned to specific beats for patrols, answering calls for service and acting as community coordinators for proactive police responses.

These officers are responsible for patrolling the 72 square miles of Davenport, including 500 miles of city streets, and responding to calls for service from the over 100,000 residents of the City. The Department has four active K-9 Units, which are currently assigned to the Patrol Division.

## DAVENPORT POLICE DEPARTMENT CALLS FOR SERVICE



The Davenport Police Department responds to thousands of calls each year. Patrol Division personnel are the primary first responders to all calls for service. They rely on a high standard of professionalism, a strong ongoing training program, and a high level of dedication to duty to accomplish their mission of service.





# CRIMINAL INVESTIGATIONS DIVISION

The Criminal Investigations Division is responsible for many different types of investigations including property crimes, violent assaults, sex crimes, domestic violence, fraud and juvenile crimes.

Each detective is assigned a series of cases and works to find the offender(s). They are responsible for case investigations and for coordinating with the County Attorney's Office for success prosecution of cases.

The division is proud of its partnership with federal agencies and prosecutors. In 2019, the division was responsible for 37 federal indictments, and 252 gun traces.

The Division is comprised of two Bureaus; Detective Bureau (CID) and Tactical Operations Bureau (TOB). The two bureaus operate jointly in wide variety of investigations. In 2019, 459 search warrants were served by this division.

The Tactical Operations Bureau is the covert side of the Division and is in place to disrupt vice/narcotics activity and focus on gang/street crimes. TOB also focuses on crimes in progress to include burglary, robbery, and theft.

**DETECTIVES  
INVESTIGATED  
1,482 CASES  
IN 2019**

# TACTICAL OPERATIONS BUREAU

# SEIZURES

Through diligent casework, the Tactical Operations Bureau successfully seized:

**\$155,519**

SEIZED CASH

**79**

SEIZED GUNS

**843 grams**

SEIZED COCAINE

**3,968 grams**

SEIZED METH

**106 grams**

SEIZED HEROIN

**616 pills**

SEIZED ECSTASY/MDMA





# SERVICES DIVISION



The Services Division performs many important responsibilities and functions that are necessary for the Davenport Police Department to be an effective law enforcement agency. The duties and responsibilities are diverse. Included within the Services Division is the Crime Prevention Bureau, which includes the Neighborhoods Energized To Succeed (NETS) Unit, the Crime Prevention Unit (CPU), and the School Resource Officer Unit (SRO). The Crime Prevention Bureau houses the Landlord Education Assistance Program (LEAP), the Rental Nuisance Program, and the Law Enforcement Explorer Program. Also included within the Services Division is the Identification Bureau, which includes the Crime Scene Unit, Property & Evidence Unit, and Computer Forensics Unit; the Records Bureau, including front desk operations; and the Training Bureau, including Career Development, Mentoring, and Internship Programs. In addition to the Bureaus and Units within the Services Division, other responsibilities include management of the Department's annual operating budget and capital improvement program, personnel responsibilities, recruiting, risk management, Commission on Accreditation for Law Enforcement Agencies (CALEA) accreditation management, building & grounds, and fleet coordination.



# CRIME PREVENTION

The Crime Prevention Bureau’s function is to actively assist in reducing crime and calls for service through education, public awareness, diversion program, community outreach and education, the Landlord Education Assistance Program, and various crime prevention programs and presentations.

A key component is actively working with, and continually recruiting community partners to help with the implementation of programs designed to suppress and prevent crime.

The NETS Unit’s function is to use a hybrid of the Community Oriented Policing (COP) and Problem Oriented Policing (POP) philosophies to reduce real and perceived crime levels and improve the overall quality of life. These philosophies allow the Crime Prevention Bureau to increase positive police interactions and partner with bureaus within the Police Department, city departments, outside agencies, area businesses and residents to implement consistent programming to develop healthier neighborhoods. NETS Officers are assigned to six designated “NETS areas” which remained consistent in 2019.

